



PETUNJUK PENGGUNAAN APLIKASI PEL PERAWATAN

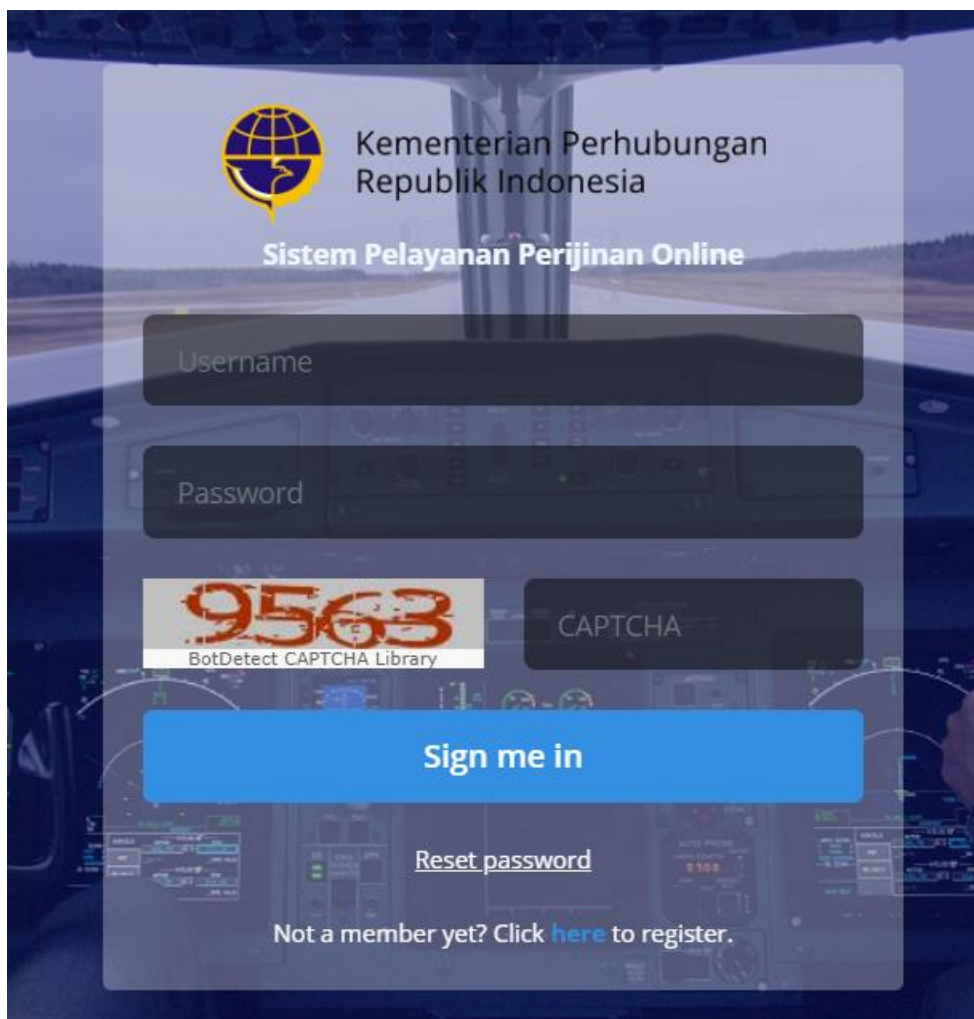
DAFTAR ISI

DAFTAR ISI.....	1
1. Register User (Organisasi / Personel)	2
a. Tahap 1 (Validasi Email).....	2
b. Tahap 2 (Organization / Personnel Details)	7
➤ Organization Registration.....	8
➤ Personnel Registration.....	11
a. Personel Certification	14
b. Employee Profile	15
c. Billing System	15
2. Pengajuan Data Teknis.....	16
3. Print Authentication Letter	23
4. Pengajuan WTI Airlaw	24
5. Pengajuan Ujian + Penerbitan Basic Certificate	26
6. Pengajuan Renewal AMEL	28
7. Checkout Pembayaran.	30

1. Register User (Organisasi / Personel)

Jika user aplikasi ingin melakukan pengajuan aplikasi online maka user aplikasi harus memiliki user akun verified terlebih dahulu dimana user aplikasi harus mendaftarkan akun berupa email , username dan password. Kemudian user aplikasi harus verifikasi email tersebut dan dilanjutkan untuk mengisi detail personal pada tahap selanjutnya. Akun akan aktif jika telah diverifikasi oleh admin.

Pengajuan Register Akun User (Organisasi / Operator) dapat menuju link <http://pel.dephub.go.id/DEPHUB> .

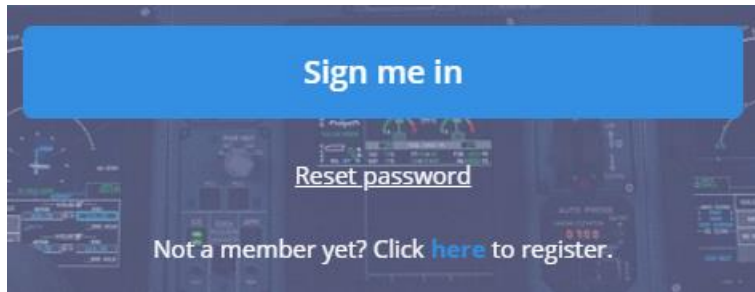


The image shows a login interface for the 'Sistem Pelayanan Perijinan Online' (Online Permit Service System) of the Indonesian Ministry of Transportation. The page features the ministry's logo and name at the top. Below this, there are input fields for 'Username' and 'Password'. A CAPTCHA verification step is present, showing a distorted image of the number '9563' with the text 'BotDetect CAPTCHA Library' and a 'CAPTCHA' label. A prominent blue 'Sign me in' button is centered below the CAPTCHA. At the bottom of the form area, there is a 'Reset password' link and a text prompt: 'Not a member yet? Click [here](#) to register.'


Ada beberapa tahap dalam Register User (Organisasi / Personel)

a. Tahap 1 (Validasi Email)

User aplikasi klik "Click here to register" untuk mendaftarkan akunnya.



Maka akan diarahkan untuk memilih Organization atau personal.



Klik Organization untuk mendaftarkan akun secara organisasi dan klik Personal untuk mendaftarkan akun secara personal. Perbedaan antara akun organisasi dan personal adalah akun organisasi mewakili para personel organisasinya dalam melakukan pengajuan lisensi, sertifikat ataupun ujian sedangkan akun personal itu adalah personel itu sendiri yang melakukan pengajuan.

The image shows a registration form for the 'Sistem Pelayanan Perijinan Online' (Online Permit Service System) provided by the 'Kementerian Perhubungan Republik Indonesia' (Indonesian Ministry of Transportation). The form includes several input fields: 'Username', 'E-mail', 'Password', and 'Confirm Password'. A CAPTCHA verification step is also present, featuring a BotDetect CAPTCHA Library image with the number '4296'. A prominent blue 'Register' button is located at the bottom of the form.

Anda akan diarahkan ke halaman berikut dimana user aplikasi harus mengisi yaitu

- Username , username user aplikasi
- Email , Email user aplikasi
- Password , password user aplikasi
- Confirm Password , Konfirmasi password user aplikasi
- Captcha , user aplikasi harus mengisi Captcha

The image shows a registration form for the 'Sistem Pelayanan Perijinan Online' (Online Permit Service System) provided by the Indonesian Ministry of Transportation. The form is set against a background of an airplane cockpit. It includes the following fields and elements:

- Logo:** The logo of the Indonesian Ministry of Transportation, featuring a globe and a stylized bird/plane.
- Text:** 'Kementerian Perhubungan Republik Indonesia' and 'Sistem Pelayanan Perijinan Online'.
- Username:** A text input field containing 'activeaccount'.
- Email:** A text input field containing 'activeaccount@gmail.com'.
- Password:** A password input field with masked characters (dots).
- Confirm Password:** A second password input field with masked characters (dots).
- CAPTCHA:** A CAPTCHA image showing the numbers '4852' with a 'BotDetect CAPTCHA Library' watermark.
- Verification Code:** A text input field containing the number '4852'.
- Register Button:** A prominent blue button labeled 'Register'.

Setelah melengkapi inputan dari register dan mengisi captcha.

Welcome!

Thanks for creating a PEL System account.

You have been sent an e-mail with a verification link contained inside.
To begin enjoying the system, you must first click that link and complete the data.

[Resend Verification E-mail \(1\)](#)

Maka akan ada notifikasi dari aplikasi “Thanks for creating a PEL System account” dan user aplikasi dapat klik button “Resend Verification Email” untuk kirim kembali verifikasi email.

Sistem akan memberikan notifikasi email berupa username dan password dari inputan yang telah tercatat di sistem dan perlu diverifikasi email untuk verifikasi email.

Hello,




You are almost done creating your PEL Online account. You can use this account to log in into PEL Online.

USERNAME : userAccountActive
E-MAIL : userAccountActive@gmail.com
PASSWORD : userAccountActive

Click the link below to verify e-mail and complete your registration.

[CLICK HERE](#)

Thanks and Best Regards,
DKPPU Admin

 E-mail: support@dkppu.id
 Phone: (+62-21) 2256 6288
 Fax: (+62-21) 2256 6288

Please note that this message was sent to the following email address: (<http://pel.dephub.go.id/DEPHUB/>)

© 2014 DKPPU. All rights reserved.

Klik button 'Click Here' untuk verifikasi email dan akan diarahkan ke halaman selanjutnya.

Click the link below to verify e-mail and complete your registration.

[CLICK HERE](#)

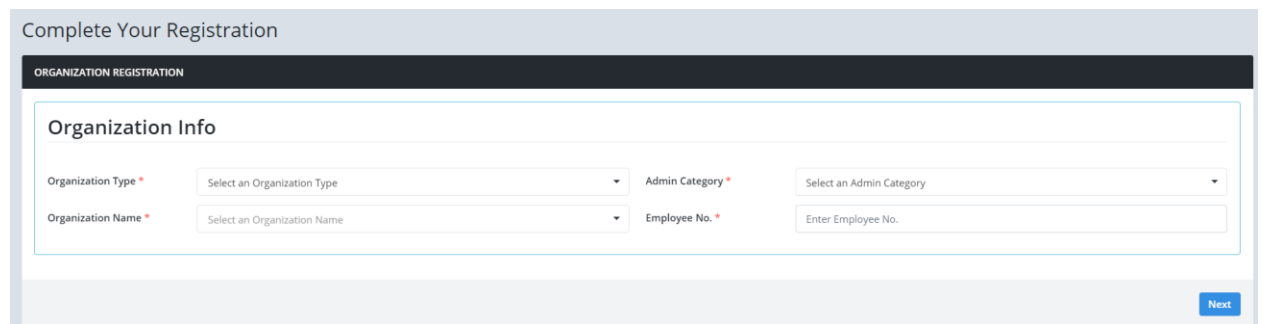
Maka user aplikasi akan diarahkan ke tahap selanjutnya yaitu personal details.

b. Tahap 2 (Organization / Personnel Details)

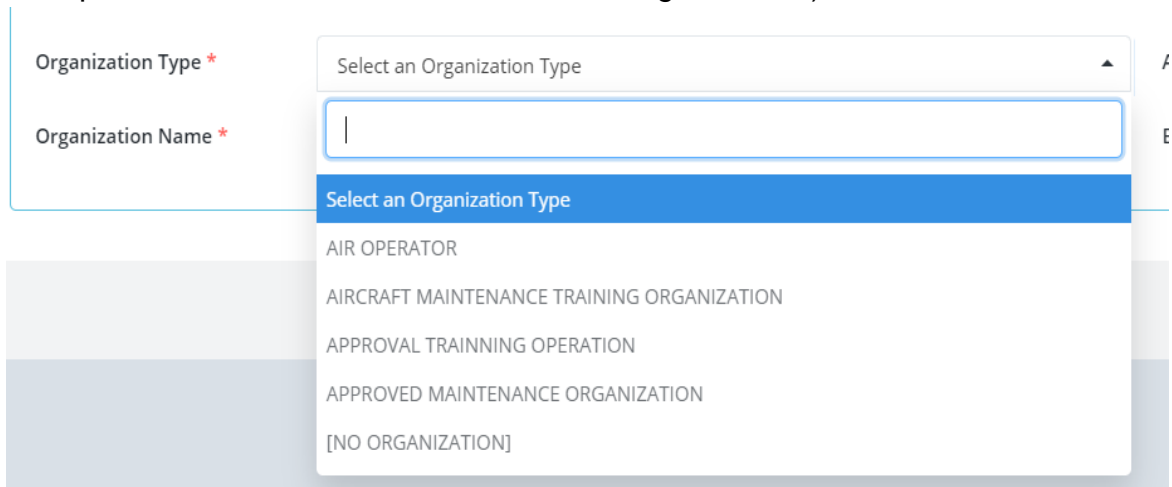
Setelah melalui tahap 1 yaitu input username , email dan password serta verifikasi email selanjutnya akan menuju halaman organization / Personel Registration. Jika Anda sebelumnya melalui akun tipe organisasi maka akan ke halaman khusus *Organization Details* sedangkan untuk personel maka akan diarahkan ke halaman khusus *personel details*.

➤ Organization Registration

User Aplikasi akan masuk ke halaman Organization Registration dimana user aplikasi harus mengisi bagian detail sebagai berikut



- Organization Type , user aplikasi memilih berada di tipe organisasi apa (Air Operator , AMTO , ATO , AMO atau No Organization)



- Organization Name , user aplikasi memilih berada di organisasi apa dimana sebelumnya telah memilih tipe organisasi

Organization Type * AIR OPERATOR

Organization Name * Select an Organization Name

g

- AGRO NUSA DIRGANTARA
- ALFA TRANS DIRGANTARA
- ANGKASA SUPER SERVICE
- ASIALINK CARGO EXPRESS
- BALAI BESAR KALIBRASI FASILITAS PENERBANGAN
- BALAI BESAR TEKNOLOGI MODIFIKASI CUACA -BADAN PENGKAJIAN DAN PENERAPAN TEKNOLOGI

- Admin Category , user aplikasi memilih Admin Untuk Personel Operasi atau Personel perawatan.

Admin Category * Select an Admin Category

Employee No. * |

- Select an Admin Category
- ADMIN FOR PERSONNEL MAINTENANCE
- ADMIN FOR PERSONNEL OPERATION

- Employee No, user aplikasi input No Karyawannya.

Setelah mengisi Organization Detail Tahap 1 kemudian user harus mengisi

- Personal , Address Info dan Contact Info , User Aplikasi akan mengisi nama lengkap , tanggal lahir , alamat lengkap , no telp dan lain - lain (* Mandatory diisi)

Complete Your Registration

ORGANIZATION REGISTRATION

Personal Info

Full Name * Nationality *

Identity Type * KTP PASSPORT SIM Place of Birth *

Identity No * Date of Birth *

Gender * MALE FEMALE

Address Info

Address * Sub District *

Country * Village *

Province * RT * RW *

District *

Contact Info

Phone Number * Email *

Back Next

Setelah mengisi detail diatas kemudian user harus upload Surat Penunjukan User dari Organisasinya

ORGANIZATION REGISTRATION

Document Upload

LETTER OF ASSIGNMENT *

- I understand and aware of my responsibility as a representative of the company or organization as assigned. I further certify under penalty of perjury under Republic of Indonesia law that the information filled in the form above is true and correct.

Klik Submit untuk pengajuan User.

➤ Personnel Registration

User Aplikasi akan masuk ke halaman Personel Registration dimana user aplikasi harus mengisi bagian detail sebagai berikut

- License Info , user aplikasi memilih apakah telah mempunyai lisensi di sistem dan mempunyai organisasi

The screenshot shows a web form titled "Complete Your Registration" with a sub-header "PERSONNEL REGISTRATION". The main section is "License Info". It contains two questions with radio button options:

- Have License? * (Radio buttons: YES, NO) - The "NO" option is selected.
- Have Organization? * (Radio buttons: YES, NO) - The "YES" option is selected.

A blue "Next" button is located at the bottom right of the form.

- Organization Info , User Aplikasi akan memilih tipe organisasi , nama organisasi , Job dan Employee no. (* Mandatory diisi)

The screenshot shows a web form titled "Complete Your Registration" with a sub-header "PERSONNEL REGISTRATION". The main section is "Organization Info". It contains several input fields:

- Organization Type * (Dropdown menu: Select an Organization Type)
- Job * (Dropdown menu: Select an Job Type)
- Organization Name * (Dropdown menu: Select an Organization Name)
- Employee No. (Text input: Enter Employee No.)
- Others Organization Name (Text input: Enter Other Organization Name)

"Back" and "Next" buttons are located at the bottom right of the form.

- Personal , Address dan Contact Info , User Aplikasi akan mengisi nama lengkap , tanggal lahir , alamat lengkap , no telp dan lain - lain (* Mandatory diisi)

Complete Your Registration

PERSONNEL REGISTRATION

Personal Info

Full Name * Nationality *

Identity Type * KTP PASSPORT Place of Birth *

Identity No * Date of Birth *

Gender * MALE FEMALE

Address Info

Address * RT * RW *

Country * Sub District *

Province * Village *

District * Postal Code

- Document Upload , User Aplikasi akan upload dokumen foto dan KTP.

Complete Your Registration

PERSONNEL REGISTRATION

Document Upload

PHOTO IMAGE *

NATIONAL ID FOR INDONESIA CITIZEN OR PASSPORT FOR FOREIGN CITIZEN *

I understand and aware of my responsibility as a representative of the company or organization as assigned. I further certify under penalty of perjury under Republic of Indonesia law that the information filled in the form above is true and correct.

Klik submit untuk registrasi , selanjutnya akan diverifikasi oleh admin.

User aplikasi akan menerima email jika telah diverifikasi oleh admin dan user aplikasi dapat login ke aplikasi.

User Aplikasi dapat login ke aplikasi setelah mendapatkan approval dari Admin.

Kementerian Perhubungan
Republik Indonesia

Sistem Pelayanan Perijinan Online

activeaccount

.....

9563
BotDetect CAPTCHA Library

9563

Sign me in

[Reset password](#)

Not a member yet? Click [here](#) to register.

Setelah login Anda akan diarahkan ke halaman landing page dimana jika akun organisasi akan mendapatkan 5 menu sedangkan akun personel mendapatkan 3 menu.

Akun Organisasi



Akun Personnel



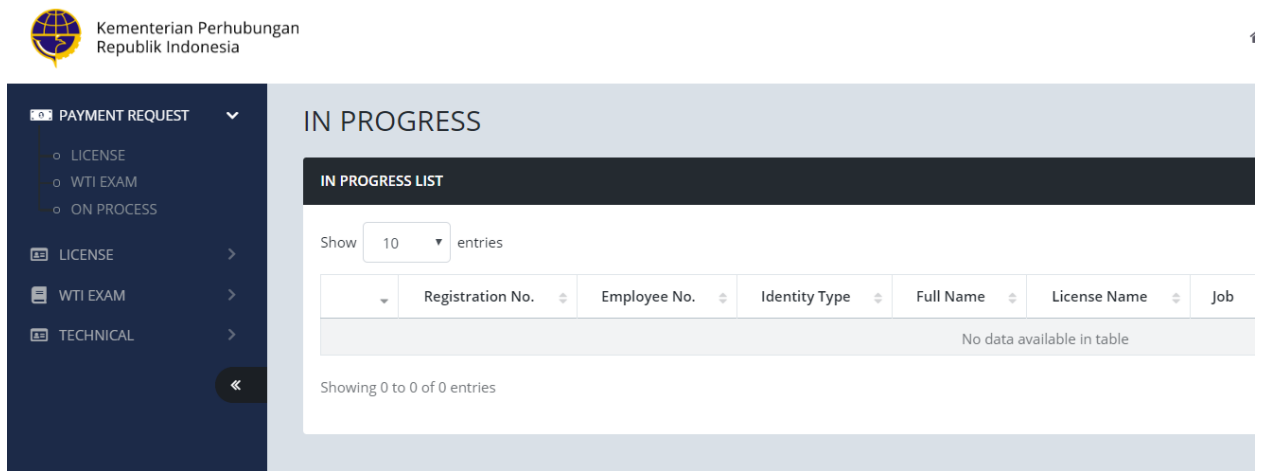
Aktifitas yang dapat Anda lakukan pada halaman ini antara lain :

a. **Personel Certification**

Untuk melakukan pengajuan, dapat dilakukan dengan cara klik menu "Personnel Certification"



Maka akan masuk ke halaman pengajuan



Kementerian Perhubungan
Republik Indonesia

PAYMENT REQUEST

- LICENSE
- WTI EXAM
- ON PROCESS

LICENSE >

WTI EXAM >

TECHNICAL >

IN PROGRESS

IN PROGRESS LIST

Show 10 entries

Registration No.	Employee No.	Identity Type	Full Name	License Name	Job
No data available in table					

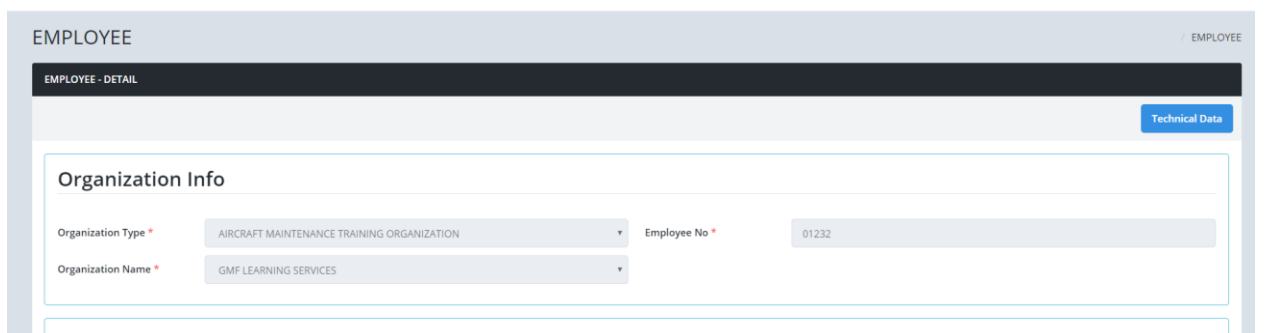
Showing 0 to 0 of 0 entries

b. Employee Profile

Untuk melihat detail profil , klik menu Employee Profile



Maka akan masuk halaman seluruh List nama personnel jika telah dimasukkan dan pada halaman ini Anda dapat mengajukan teknikal data dengan klik tombol Technical Data.



EMPLOYEE / EMPLOYEE

EMPLOYEE - DETAIL

Technical Data

Organization Info

Organization Type * AIRCRAFT MAINTENANCE TRAINING ORGANIZATION Employee No * 01232

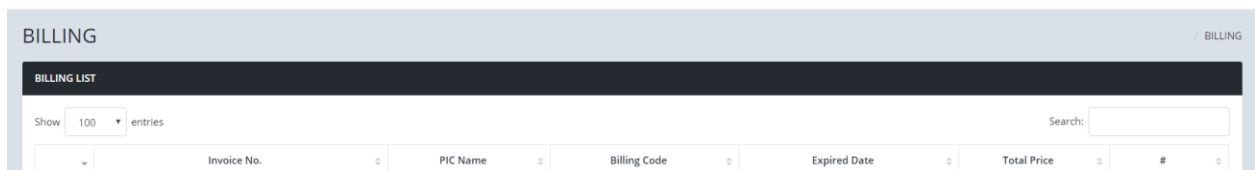
Organization Name * GMF LEARNING SERVICES

c. Billing System

Untuk melihat histori pembayaran

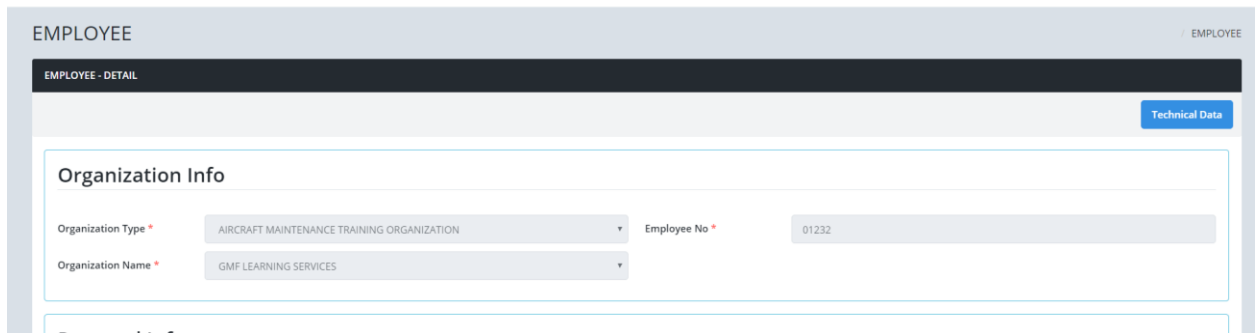


Maka akan masuk ke halaman Billing Sistem



2. Pengajuan Data Teknis

User aplikasi dapat melakukan pengajuan data teknis



Klik button "Technical Data" untuk melakukan pengajuan data teknis

EMPLOYEE / EMPLOYEE

SUBMISSION LIST

Add New Technical

Show 10 entries Search:

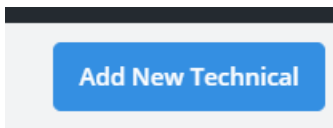
	Registration No.	Invoice No.	License Name	License No.	Aircraft Category	Status
1	TECHAMEL-0001-20190820		AMEL TECHNICAL DATA			APPROVED

Showing 1 to 1 of 1 entries

Previous 1 Next

Back

User aplikasi akan menuju halaman submission list dimana adalah history dalam melakukan pengajuan.



Klik button Add New Technical untuk melakukan pengajuan baru data teknis

Basic Certificate (Choose Basic Certificate) *

- A1 - AIRFRAME, LAPPLINE
- A2 - AIRFRAME, HELICOPTER
- A3 - PISTON ENGINES
- A4 - TURBINE ENGINES
- C1 - RADIO
- C2 - INSTRUMENT
- C4 - ELECTRICAL

Basic License Record *

Category	Number	Issued Date	Note
No data found.			

Aircraft Maintenance Engineer License (AMEL) Record +

AMEL No. First Issued Date:

Valid From	Valid Until	#
No data found.		

Aircraft Rating Record +

Category	Manufacturer	Type Rating	Issued Date	Remark	Status	#
Data Not Found.						

Record of Practical Experience +

From	Until	Employer	Type of Work Performed	#
No data found.				

Mandatory Training +

Type of Training	Training Provider	From	Until	#
No data found.				

Document Upload

- BASIC CERTIFICATE * +
- CERTIFICATE OF ENGLISH PROFICIENCY +
- MEDICAL FITNESS +
- CERTIFICATE OF HUMAN FACTOR TRAINING +
- INTERNAL TRAINING AIRCRAFT RATING CERTIFICATE +
- REGULATORY TRAINING AIRCRAFT RATING CERTIFICATE +
- +RTP * +
- LICENSE +

I understand and accept of my responsibility as a representative of the company or organization as assigned. I further certify under penalty of perjury under Republic of India code law that the information filled in the form above is true and correct.

[Submit](#) [Back](#)


Basic Certificate (Choose Basic Certificate) *

- A1 - AIRFRAME, AIRPLANE
- A2 - AIRFRAME, HELICOPTER
- A3 - PISTON ENGINES
- A4 - TURBINE ENGINES
- C1 - RADIO
- C2 - INSTRUMENT
- C4 - ELECTRICAL

Basic License Record *

Category	Number	Issued Date	Note
No data found.			

Aircraft Maintenance Engineer License (AMEL) Record +

AMEL No. First Issued Date. 

Valid From	Valid Until	#
No data found.		










Record of Practical Experience +

From	Until	Employer	Type of Work Performed	#
No data found.				

Mandatory Training +

Type Of Training	Training Provider	From	Until	#
No data found.				

Document Upload

- BASIC CERTIFICATE *  
- CERTIFICATE OF ENGLISH PROFICIENCY  
- MEDICAL FITNESS  
- CERTIFICATE OF HUMAN FACTOR TRAINING  
- INITIAL TRAINING AIRCRAFT RATING CERTIFICATE  
- RECURRENT TRAINING AIRCRAFT RATING CERTIFICATE  
- e-KTP *  
- LICENSE  

I understand and aware of my responsibility as a representative of the company or organization as assigned. I further certify under penalty of perjury under Republic of Indonesia law that the information filled in the form above is true and correct.

User Aplikasi akan mengisi halaman data teknis yaitu

- **Basic Certificate (Mandatory)**

User Aplikasi akan memilih Basic Certificate dan mengisi sertifikat number dan issue date dari Basic Certificate.

Basic Certificate (Choose Basic Certificate) *

A1 - AIRFRAME, AIRPLANE
 A2 - AIRFRAME, HELICOPTER
 A3 - PISTON ENGINES
 A4 - TURBINE ENGINES
 C1 - RADIO
 C2 - INSTRUMENT
 C4 - ELECTRICAL

Basic License Record *

Category	Number	Issued Date	Note
A1 - AIRFRAME, AIRPLANE	Enter License No.	DD-MMM-YYYY	Enter Notes

Untuk Note harus diisi , isi jika format sertifikat basic certificate lama atau baru.

- **AMEL Record**

User Aplikasi akan mengisi AMEL No , First Issue Date , valid from dan valid until.

Aircraft Maintenance Engineer License (AMEL) Record

AMEL No. First Issued Date.

Valid From	Valid Until	#
<input type="text" value="DD-MMM-YYYY"/>	<input type="text" value="DD-MMM-YYYY"/>	<input type="text" value="#"/>

- **Aircraft Rating Record**

User Aplikasi akan memilih Manufacture , rating , issue date dan status

Aircraft Rating Record

Category	Manufacture	Type Rating	Issued Date	Remark	Status	#
Select a Category	Select a Manufacture	Select a Type Rating	DD-MMM- [^]	Enter Remark	Select a Status	<input type="text" value="#"/>

Practical Experience

Untuk remark isi jika category hanya airframe saja.

- **Practical Experience**

User aplikasi akan input Record of Practical experience yaitu From , Until ,Employer dan Type of Work Performed

Record of Practical Experience				
From	Until	Employer	Type of Work Performed	#
DD-MMM-YYYY	DD-MMM-YYYY			

- **Mandatory Training**

User aplikasi akan input bagian mandatory Training yaitu Type of training , training provider , from dan until.

Mandatory Training				
Type Of Training	Training Provider	From	Until	#
Enter Type Of Training	Enter Training Provider	DD-MMM-YYYY	DD-MMM-YYYY	

User Aplikasi juga harus melengkapi dengan upload dokumen berupa Basic Certificate , Certificate Of English Proficiency , Certificate Of Human Factor Training , Initial Training Aircraft Rating Certificate , Recurrent Training Aircraft Rating Certificate , Medical Fitness , eKTP dan License.Untuk Basic Certificate dan eKTP wajib diupload.

Document Upload

BASIC CERTIFICATE *



CERTIFICATE OF ENGLISH PROFICIENCY



MEDICAL FITNESS



CERTIFICATE OF HUMAN FACTOR TRAINING



INITIAL TRAINING AIRCRAFT RATING
CERTIFICATE



RECURRENT TRAINING AIRCRAFT RATING
CERTIFICATE



e-KTP *



LICENSE

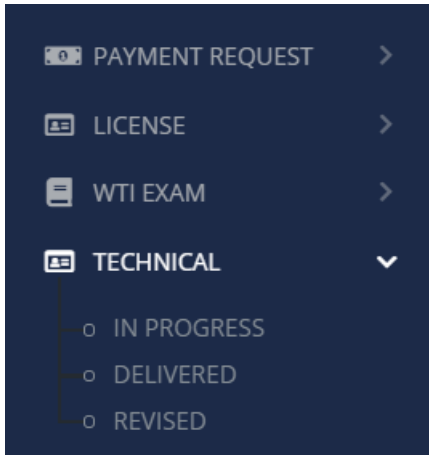


I understand and aware of my responsibility as a representative of the company or organization as filled in the form above is true and correct.

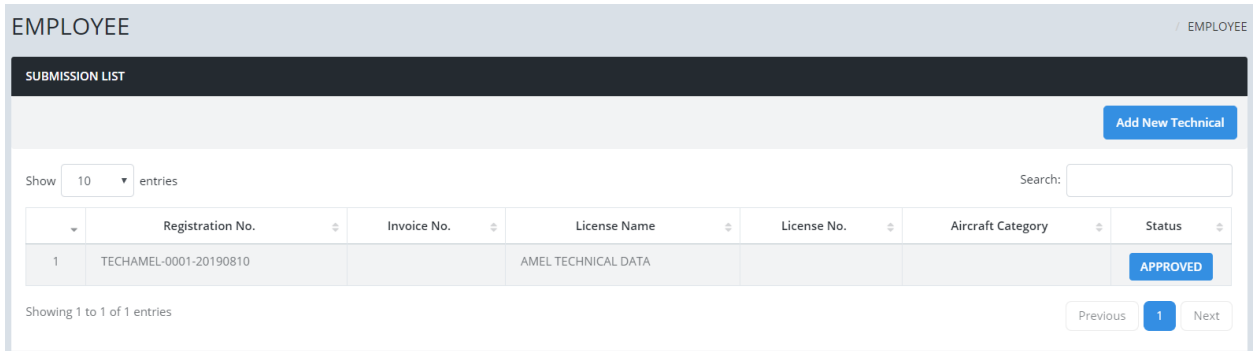
Klik submit untuk mengirim data teknis agar dapat diverifikasi oleh staff.

Anda dapat melihat proses melalui menu “Personnel Certification” dan pada sidebar Technical.



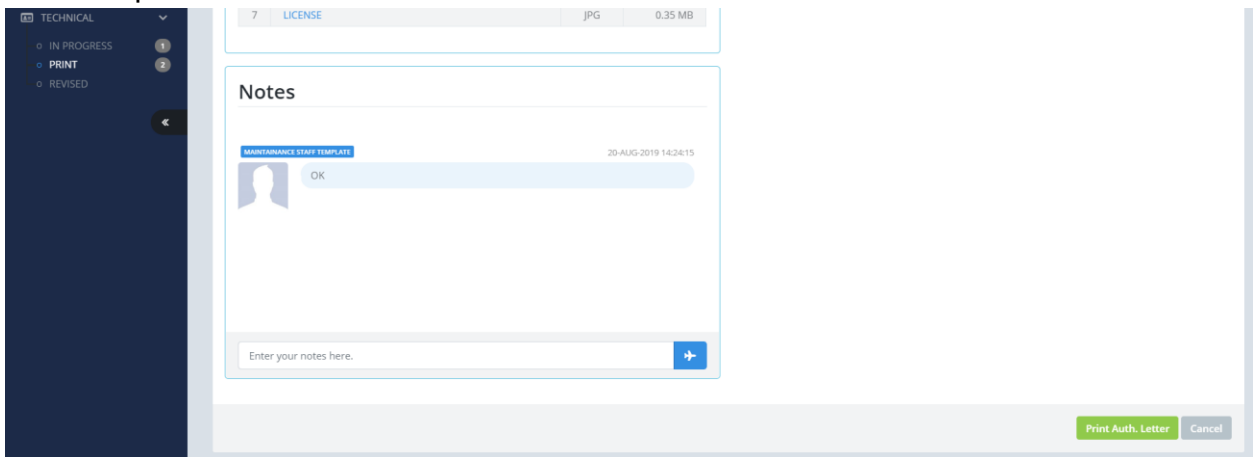


Anda dapat melihat status Approved pada menu Employee



3. Print Authentication Letter

User Aplikasi dapat melakukan print Authentication letter jika diperlukan dengan klik Print pada sidebar dan klik button Print Authentication Letter.



Setelah klik button Print Authentication Letter maka akan keluar halaman print preview dan Anda dapat mendownloadnya kapan saja.

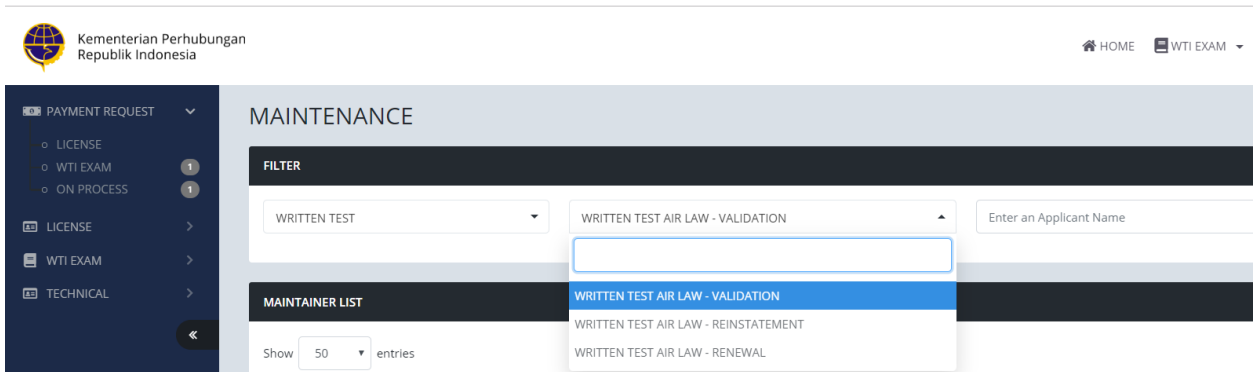


4. Pengajuan WTI Airlaw

User Aplikasi dapat melakukan pengajuan dari menu “Personel Certification”



Anda akan diarahkan ke halaman pengajuan



Klik menu WTI Exam pada top menu dan Pilih Ujian Airlaw (Validation , Reinstatement atau Renewal)

Certificate Or Rating Applied For On Basis Of *

License Number	Foreign Authority	Expired Date
<input type="text"/>	<input type="text"/>	<input type="text" value="DD-MMM-YYYY"/>

Document Upload

CURRENT LICENSE OF CERTIFICATE ISSUED BY ANOTHER CONTRACTING STATE *

PASSPORT *

I understand and aware of my responsibility as a representative of the company or organization as assigned. I further certify under penalty of perjury under Republic of Indonesia law that the information filled in the form above is true and correct.

Setelah Pembayaran Anda akan menerima notifikasi email berupa Username dan password untuk Ujian Airlaw.




Dear USER TESTING,

We at **DKPPU** are happy to announce that we will schedule **WRITTEN TEST AIR LAW - VALIDATION** start between **THURSDAY, OCTOBER 10, 2019** until **SATURDAY, NOVEMBER 09 , 2019**.

We have included additional information related to the exam:

NAME	:	USER TESTING
POSITION	:	ENGINEER
CBT USERNAME	:	AIRVAL-000009
CBT PASSWORD	:	zLwT0iC0

Thanks and Best Regards,
DKPPU Admin

 E-mail: support@dkppu.id
 Phone: (+62-21) 2256 6288
 Fax: (+62-21) 2256 6288

Please note that this message was sent to the following email address: (<http://pel.dephub.go.id/DEPHUB/>)

© 2014 DKPPU. All rights reserved.

5. Pengajuan Ujian + Penerbitan Basic Certificate

User Aplikasi dapat melakukan pengajuan dari menu “Personel Certification”



Anda akan diarahkan ke halaman pengajuan

MAINTENANCE CERTIFICATE / MAINTENANCE

FILTER

BASIC CERTIFICATE Enter an Applicant Name

Pada filter pilih “WTI AND ISSUANCE BASIC CERTIFICATE” untuk melakukan pengajuan Ujian + Penerbitan Basic Certificate.

Basic Certificate (Choose Basic Certificate) *

- A1 - AIRFRAME, AIRPLANE
- A2 - AIRFRAME, HELICOPTER
- A3 - PISTON ENGINES
- A4 - TURBINE ENGINES
- C1 - RADIO
- C2 - INSTRUMENT
- C4 - ELECTRICAL

Basic Certificate Applied for On Basis Of *

















- AIRCRAFT MAINTENANCE TRAINING ORGANIZATION (AMTO) UNDER PART 147
- EXAMINING AUTHORITY

Result Data *

Category	Period	Applicant Number
C1 - RADIO	<input type="text" value="Enter Exam Period"/>	<input type="text" value="Enter Exam Applicant Number"/>
C2 - INSTRUMENT	<input type="text" value="Enter Exam Period"/>	<input type="text" value="Enter Exam Applicant Number"/>
C4 - ELECTRICAL	<input type="text" value="Enter Exam Period"/>	<input type="text" value="Enter Exam Applicant Number"/>

Pilih Kategori basic certificate lalu isi “period” yaitu periode ujian dan “Applicant Number” yaitu nomor ujian sesuai checklist kategori basic certificate yang dipilih. Kategori basic certificate bisa dipilih dari 1.

Document Upload

APPLICATION LETTER FOR BASIC CERTIFICATE *	 
TRANSCRIPT CERTIFICATE	 
GRADUATION CERTIFICATE	 
STATEMENT OF COMPETENCY (SOC)	 
CERTIFICATE OF ENGLISH PROFICIENCY *	 
STATEMENT LETTER *	 
PROOF OF PAYMENT *	 
WRITTEN TEST RESULT *	 

Upload document persyaratan dimana tanda merah harus diupload dokumennya. Klik Submit Untuk pengajuan Basic Certificate.

6. Pengajuan Renewal AMEL

User Aplikasi dapat melakukan pengajuan dari menu “Personel Certification”



Anda akan diarahkan ke halaman pengajuan

MAINTENANCE LICENSE / MAINTENANCE

FILTER

AIRCRAFT MAINTENANCE ENGINEER LICENSE RENEWAL AIRCRAFT MAINTENANCE ENGINEER LICENSE Enter an Applicant Name **Filter**

Pada Filter pilih “Renewal AMEL” untuk melakukan pengajuan perpanjangan AMEL.

Last License No. AMEL01

Category Type *

- AIRFRAME, AIRPLANE (A1) AND PISTON ENGINE (A3)
- AIRFRAME, AIRPLANE (A1) AND TURBINE ENGINE (A4)
- AIRFRAME, HELICOPTER (A2) AND PISTON ENGINE (A3)
- AIRFRAME, HELICOPTER (A2) AND TURBINE ENGINE (A4)
- RADIO (C1), INSTRUMENT (C2) AND ELECTRICAL (C4)

Aircraft Rating +

Manufacture	Type Rating	#
Select a Manufacture	Select a Type Rating	+

Record of Practical Experience +

Kemudian upload persyaratan

Document Upload

APPLICATION LETTER *	
CURRENT CERTIFICATE OF HUMAN FACTOR TRAINING *	
CURRENT OF MEDICAL FITNESS STATUS *	
STATEMENT THAT NO INDICATION UNDER INVOLANCE OF DRUGS *	
CURRENT CERTIFICATE OF ENGLISH PROFICIENCY *	
PERSONAL EXPERIENCE LOGBOOK *	
STATEMENT LETTER *	

Klik Submit untuk pengajuan.

7. Checkout Pembayaran

Setelah pengajuan maka Anda harus melakukan checkout pembayaran , Anda menuju ke menu “*Personnel Certification*” lalu pada sidebar kanan klik pada “*Payment request*”

WTI EXAM										PAYMENT REQUEST	WTI EXAM
PAYMENT REQUEST - WTI EXAM LIST											
	<input checked="" type="checkbox"/>	Registration No.	Employee No.	Identity Type	Full Name	License Name	Job	Nationality	Price	#	
1	<input checked="" type="checkbox"/>	WTI-AIRVAL-0001-20190801	0908	KTP	USER TESTING	WRITTEN TEST AIR LAW - VALIDATION	ENGINEER	INDONESIA	300,000.00		
Total:									300,000.00		


[Checkout](#)

Klik Chekout maka akan menampilkan “*Customer Satisfaction*” dan klik *Checkot* untuk menerima invoice pembayaran.


Checkout Confirmation

Are you sure you want to checkout?


Customer SATISFACTION
Please give us an assessment of our service




EXCELLENT



GOOD



FAIR



POOR

Comment:

Minimum 16 chars.

Maka Anda akan menerima invoice pembayaran.

ORGANIZATION NAME	INVOICE
<small>From</small> DKPPU <small>Invoice No</small> 0011/PWT/PEL/DKPPU/XI/2019	<small>To</small> ORGANIZATION NAME <small>Billing Code</small> 820191127167747
	<small>Invoice Date</small> 01-NOV-2019 <small>Expired Date</small> 03-NOV-2019 10:47:50

NO	NAME	REG. NO	SUBMISSION	PRICE
1	USER TESTING	WTI-AIRVAL-0001-20190801	WRITTEN TEST AIR LAW - VALIDATION	Rp 300,000.00
TOTAL				Rp 300,000.00

* Payment can be made at the Bank and Post Perception Partners SIMPONI through tellers, ATMs and e-banking by stating the Billing Code SIMPONI.
 * Here are 25 Banks and 1 Perception Post Partners: Bank BRI, BNI, Bank Mandiri, CMB Niaga, PT. Pos Indonesia, Bank Jabar Banten, Citibank, BPD SumSel Babel, Bank of Tokyo Mitsubishi UfJ, BCA, BII, BPD Riau, BPD Kalsel, Bank Nusantara Parahyangan, BNI Syariah, Bank Lampung, BPD Nusa Tenggara Timur, Commonwealth Bank, Bank Sulut, Panin Bank, HSBC, Bank Sumut, Bank Jatim, Bank DBS, Deutsche Bank and Bank Negeri.
 * USD Currency deposit can be made at: Bank BNI, Bank Mandiri and Bank BRI.

ATTENTION
Payments will be processed where's the payments made in 07:00 until 18:00 on weekdays, payments made outside of these hours will be processed the next day.

Untuk melihat histori pembayaran dapat melihat pada menu "Billing System".